

Select a State (◀) to filter breakdown (▲)

Click a blank area to return to National View

Polls from Oct-20-2020 to Nov-02-2020

Data among Registered Voters

N=149,507

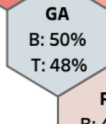
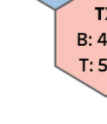
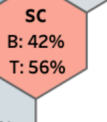
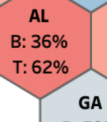
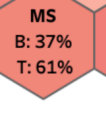
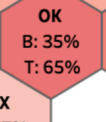
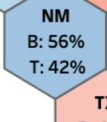
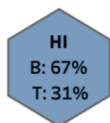
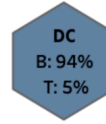
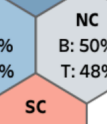
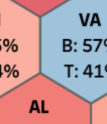
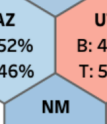
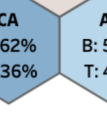
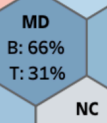
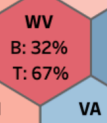
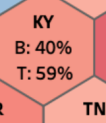
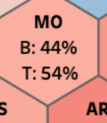
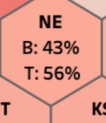
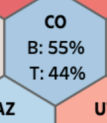
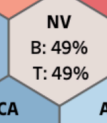
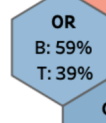
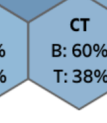
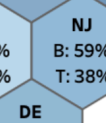
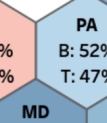
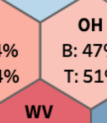
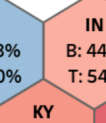
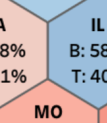
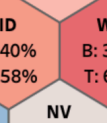
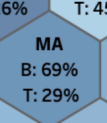
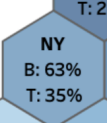
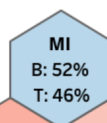
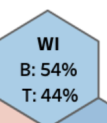
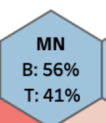
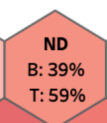
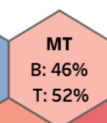
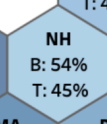
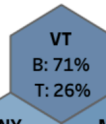
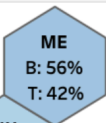
Updated daily at 5pm ET

For more on SurveyMonkey's enterprise solutions, click here



SurveyMonkey-Tableau 2020 U.S. Election Polling, in partnership with Axios. [tableau.com/election](https://tableau.com/election)





Select a State (◀) to filter breakdown (▲)

Click a blank area to return to National View

Polls from Oct-20-2020 to Nov-02-2020

Data among Likely Voters

N=149,507

Updated daily at 5pm ET

For more on SurveyMonkey's  
enterprise solutions, click here



SurveyMonkey-Tableau 2020 U.S. Election Polling, in partnership with Axios. [tableau.com/election](https://tableau.com/election)