

Select a State (◀) to filter breakdown (▲)
Click a blank area to return to National View

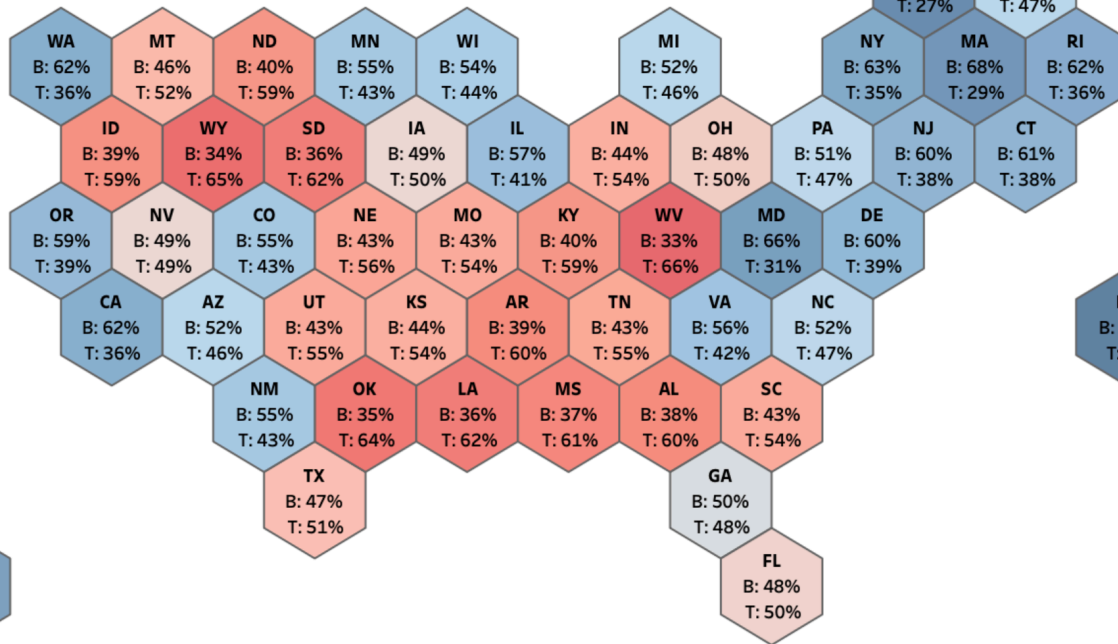
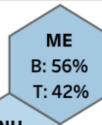
Polls from Oct-17-2020 to Oct-31-2020

Data among Registered Voters
N=140,940

Updated daily at 5pm ET

For more on SurveyMonkey's enterprise solutions, [click here](#)





Select a State (◀) to filter breakdown (▲)
Click a blank area to return to National View

Polls from Oct-17-2020 to Oct-31-2020

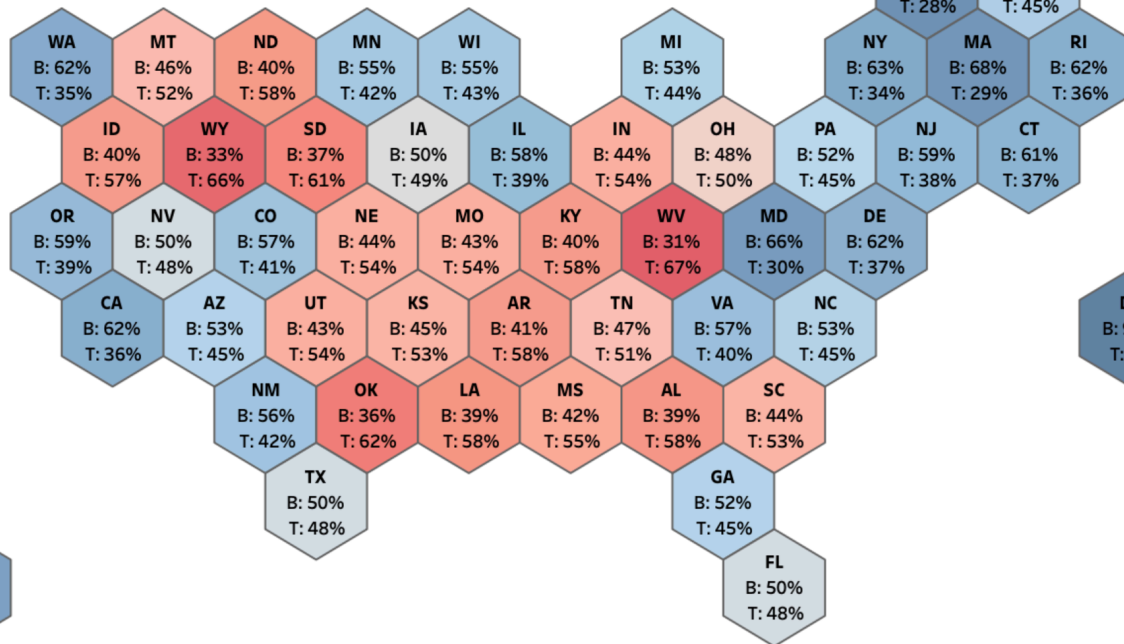
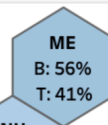
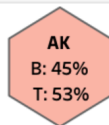
Data among Likely Voters
N=140,940

Updated daily at 5pm ET

For more on SurveyMonkey's
enterprise solutions, [click here](#)



SurveyMonkey-Tableau 2020 U.S. Election Polling, in partnership with Axios. tableau.com/election



Select a State (◀) to filter breakdown (▲)

Click a blank area to return to National View

Polls from Oct-19-2020 to Nov-01-2020

Data among Registered Voters

N=133,720

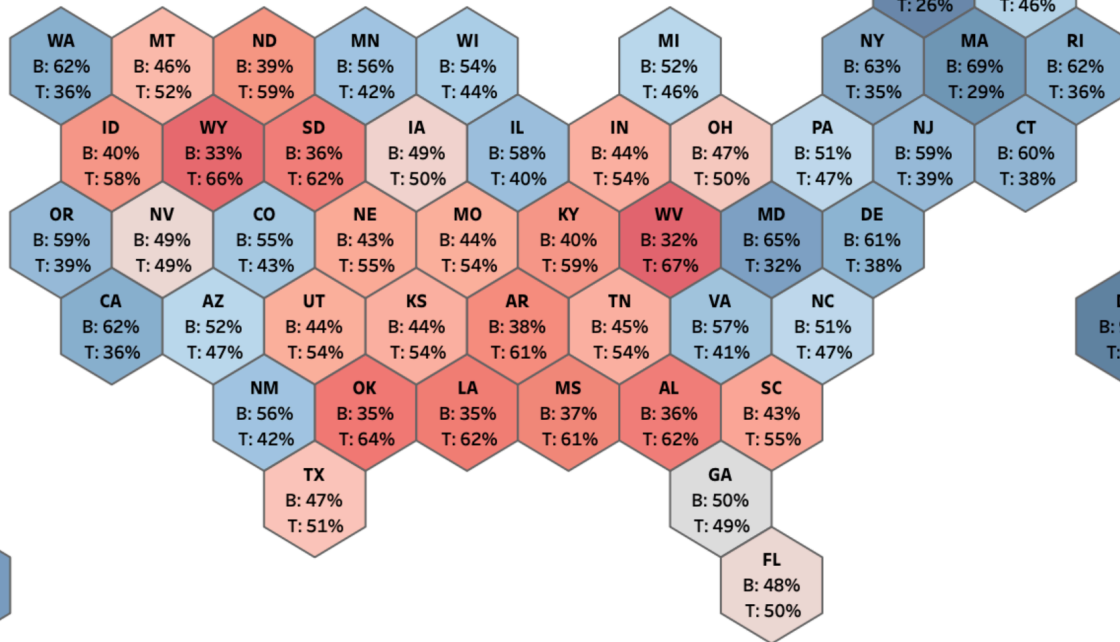
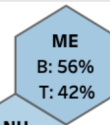
Updated daily at 5pm ET

For more on SurveyMonkey's
enterprise solutions, [click here](#)



SurveyMonkey-Tableau 2020 U.S. Election Polling, in partnership with Axios. tableau.com/election





Select a State (◀) to filter breakdown (▲)
Click a blank area to return to National View

Polls from Oct-19-2020 to Nov-01-2020

Data among Likely Voters
N=133,720

Updated daily at 5pm ET

For more on SurveyMonkey's
enterprise solutions, click here



SurveyMonkey-Tableau 2020 U.S. Election Polling, in partnership with Axios. tableau.com/election

