

Select a State (◀) to filter breakdown (▲)

Click a blank area to return to National View

Polls from Sep-30-2020 to Oct-28-2020

Data among Likely Voters

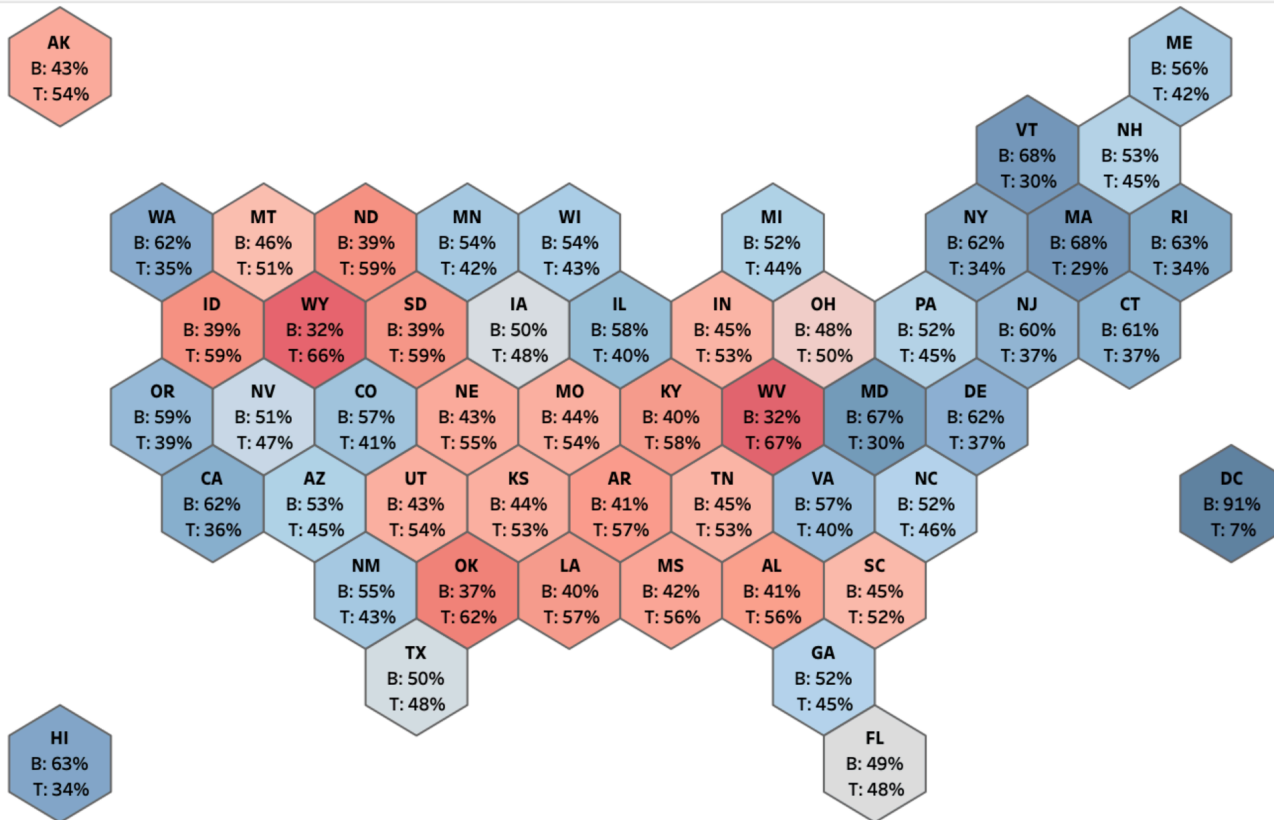
N=248,436

Updated daily at 5pm ET

For more on SurveyMonkey's
enterprise solutions, [click here](#)



SurveyMonkey-Tableau 2020 U.S. Election Polling, in partnership with Axios. tableau.com/election



Select a State (◀) to filter breakdown (▲)

Click a blank area to return to National View

Polls from Oct-15-2020 to Oct-29-2020

Data among Registered Voters

N=139,697

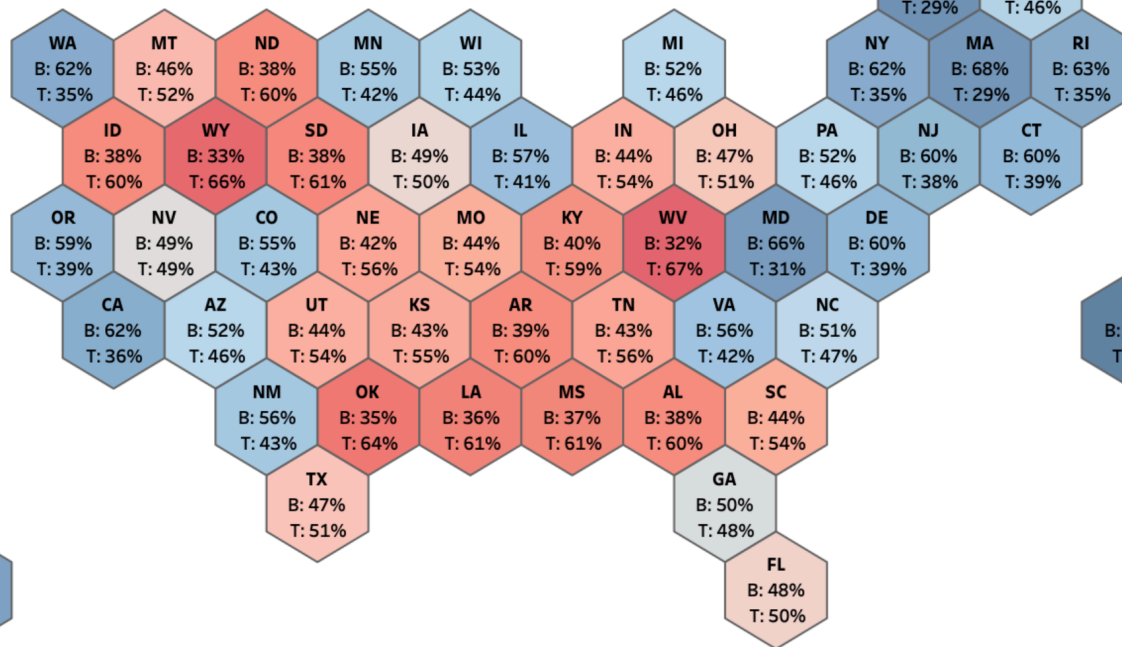
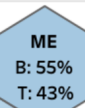
Updated daily at 5pm ET

For more on SurveyMonkey's
enterprise solutions, click here



SurveyMonkey-Tableau 2020 U.S. Election Polling, in partnership with Axios. tableau.com/election





Select a State (◀) to filter breakdown (▲)
Click a blank area to return to National View

Polls from Oct-15-2020 to Oct-29-2020

Data among Likely Voters
N=139,697

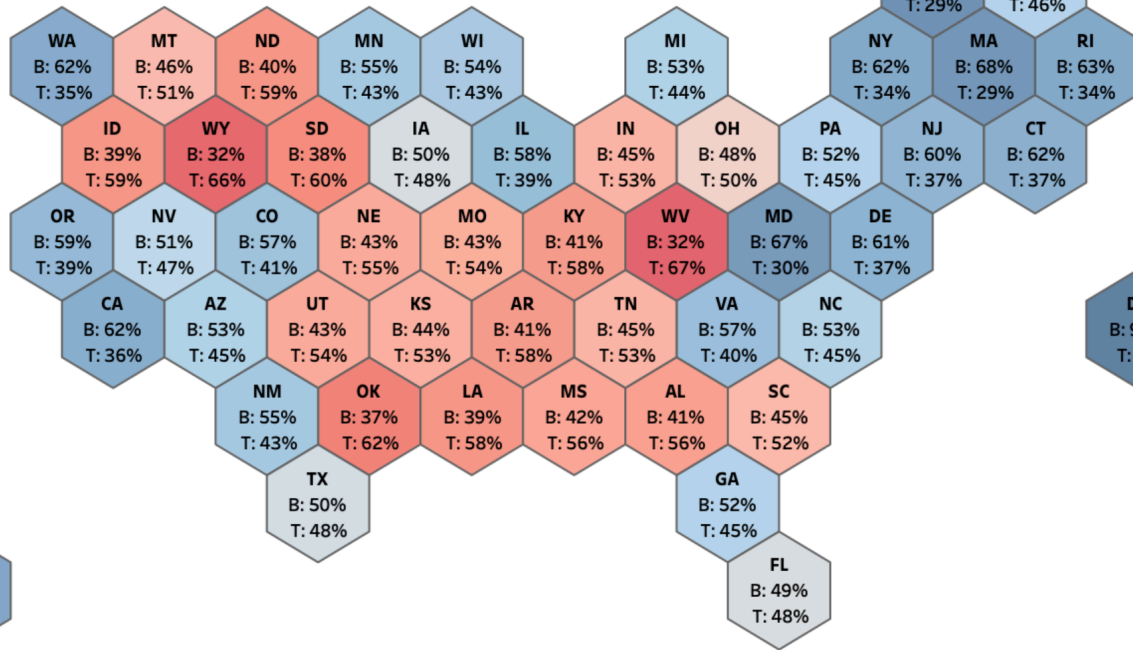
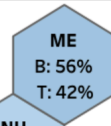
Updated daily at 5pm ET

For more on SurveyMonkey's
enterprise solutions, click here



SurveyMonkey-Tableau 2020 U.S. Election Polling, in partnership with Axios. tableau.com/election





Select a State (◀) to filter breakdown (▲)
Click a blank area to return to National View

Polls from Oct-16-2020 to Oct-30-2020

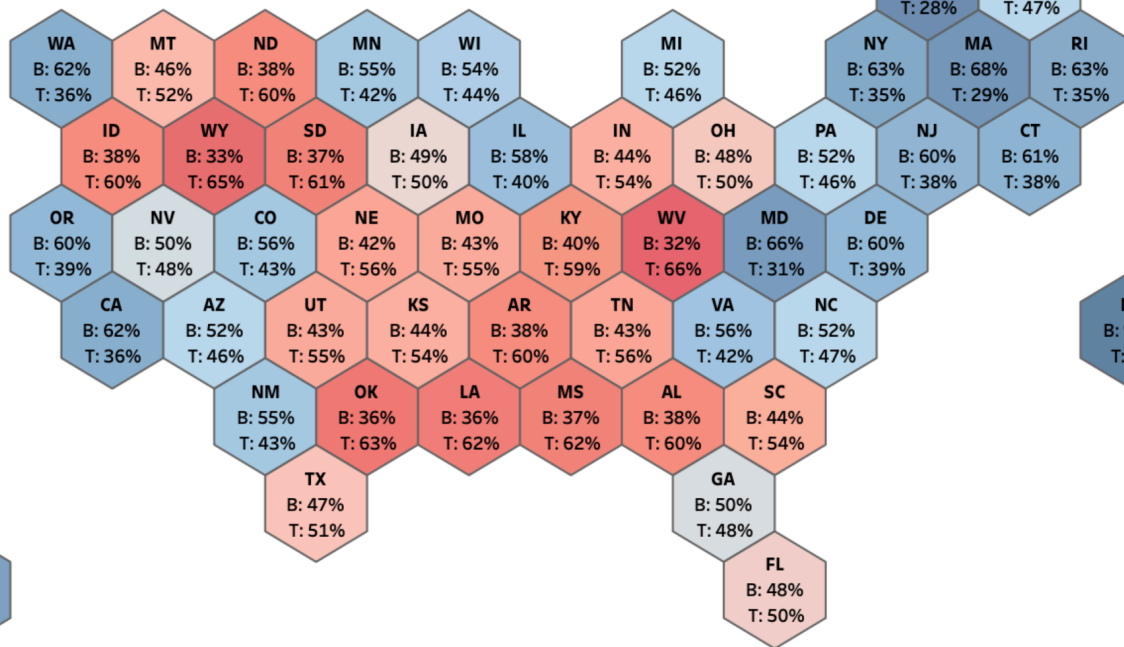
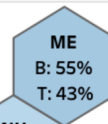
Data among Registered Voters
N=139,524

Updated daily at 5pm ET

For more on SurveyMonkey's
enterprise solutions, [click here](#)



SurveyMonkey-Tableau 2020 U.S. Election Polling, in partnership with Axios. tableau.com/election



Select a State (◀) to filter breakdown (▲)

Click a blank area to return to National View

Polls from Oct-16-2020 to Oct-30-2020

Data among Likely Voters

N=139,524

Updated daily at 5pm ET

For more on SurveyMonkey's enterprise solutions, click here



SurveyMonkey-Tableau 2020 U.S. Election Polling, in partnership with Axios. tableau.com/election

