

Select a State (◀) to filter breakdown (▲)
Click a blank area to return to National View

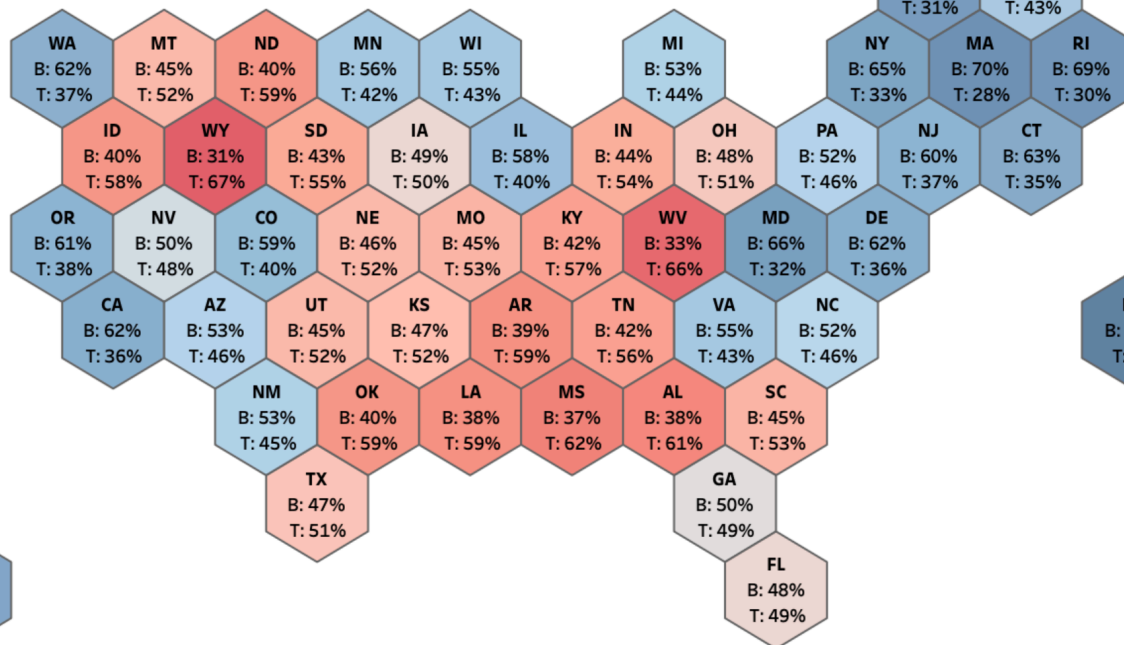
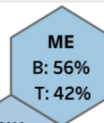
Polls from Sep-26-2020 to Oct-23-2020

Data among Registered Voters
N=229,697

Updated daily at 5pm ET



SurveyMonkey-Tableau 2020 U.S. Election Polling, in partnership with Axios. tableau.com/election



Select a State (◀) to filter breakdown (▲)

Click a blank area to return to National View

Polls from Sep-26-2020 to Oct-23-2020

Data among Likely Voters

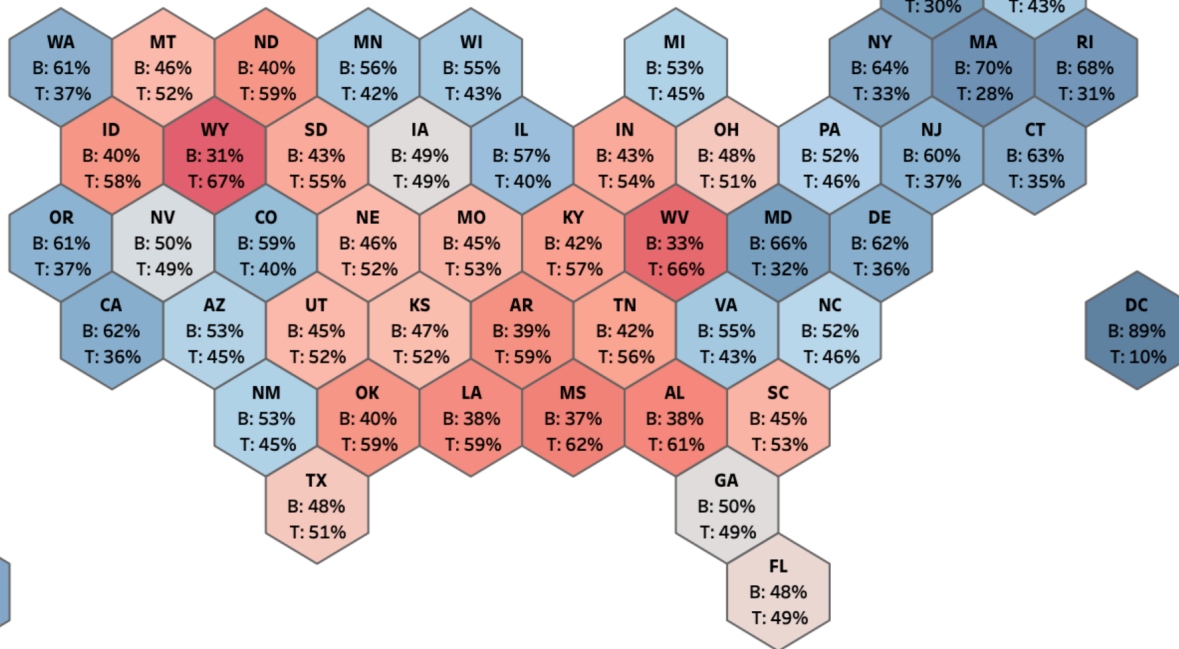
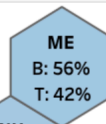
N=229,697

Updated daily at 5pm ET



SurveyMonkey-Tableau 2020 U.S. Election Polling, in partnership with Axios. tableau.com/election





Select a State (◀) to filter breakdown (▲)

Click a blank area to return to National View

Polls from Sep-26-2020 to Oct-24-2020

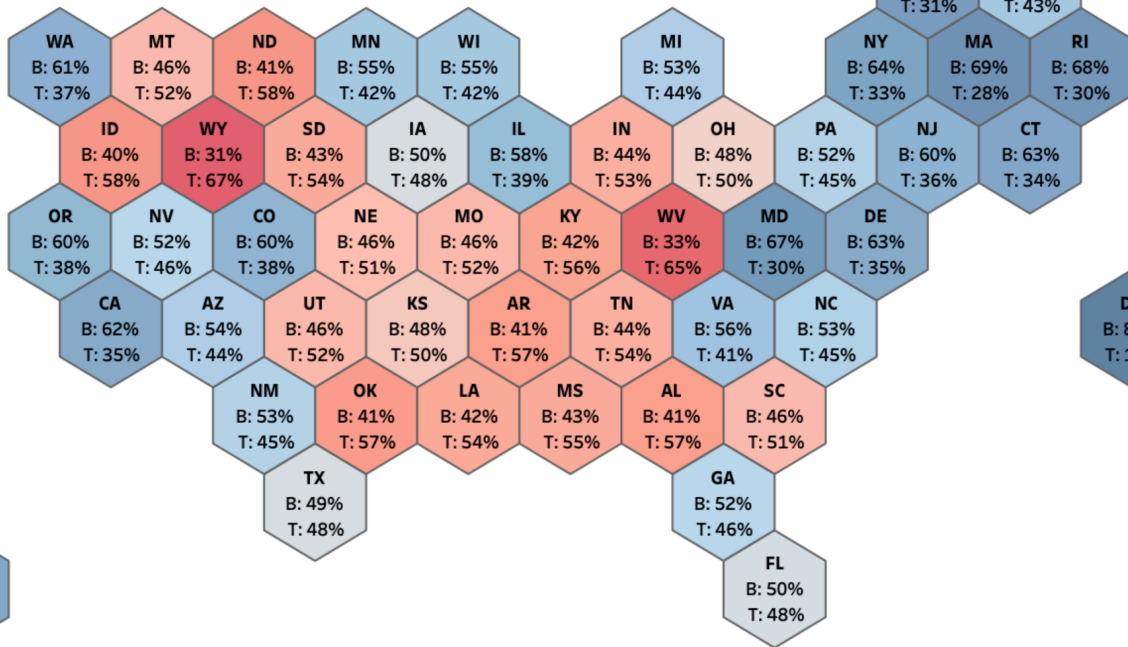
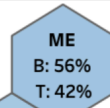
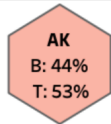
Data among Likely Voters

N=231,006

Updated daily at 5pm ET



SurveyMonkey-Tableau 2020 U.S. Election Polling, in partnership with Axios. tableau.com/election



Select a State (◀) to filter breakdown (▲)
Click a blank area to return to National View

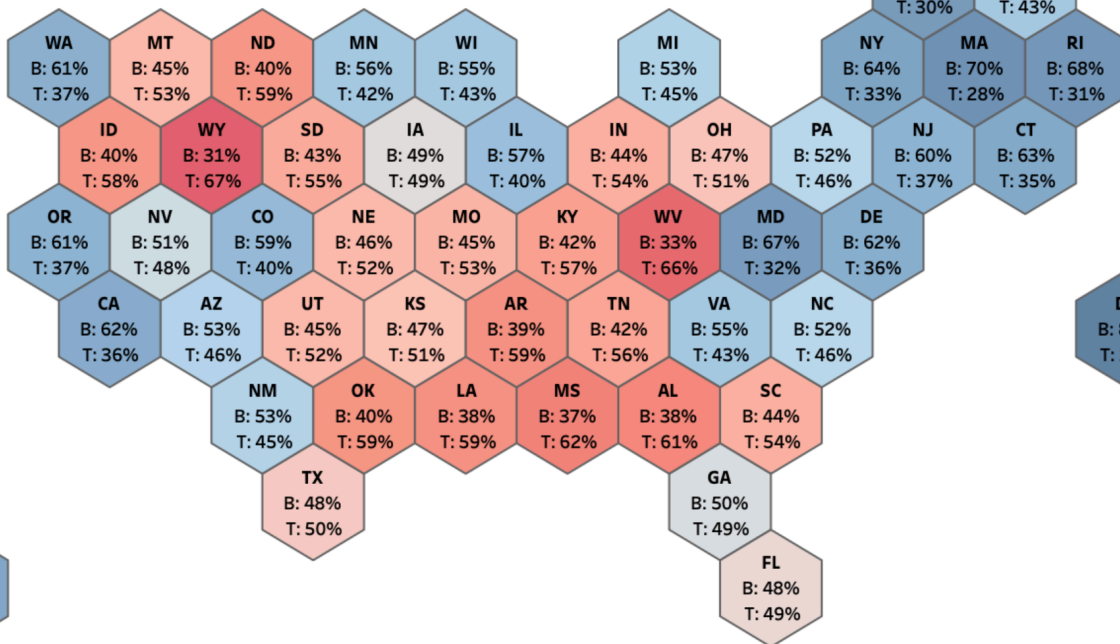
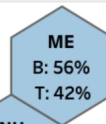
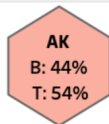
Polls from Sep-27-2020 to Oct-25-2020

Data among Registered Voters
N=232,748

Updated daily at 5pm ET



SurveyMonkey-Tableau 2020 U.S. Election Polling, in partnership with Axios. tableau.com/election



Select a State (◀) to filter breakdown (▲)

Click a blank area to return to National View

Polls from Sep-27-2020 to Oct-25-2020

Data among Likely Voters

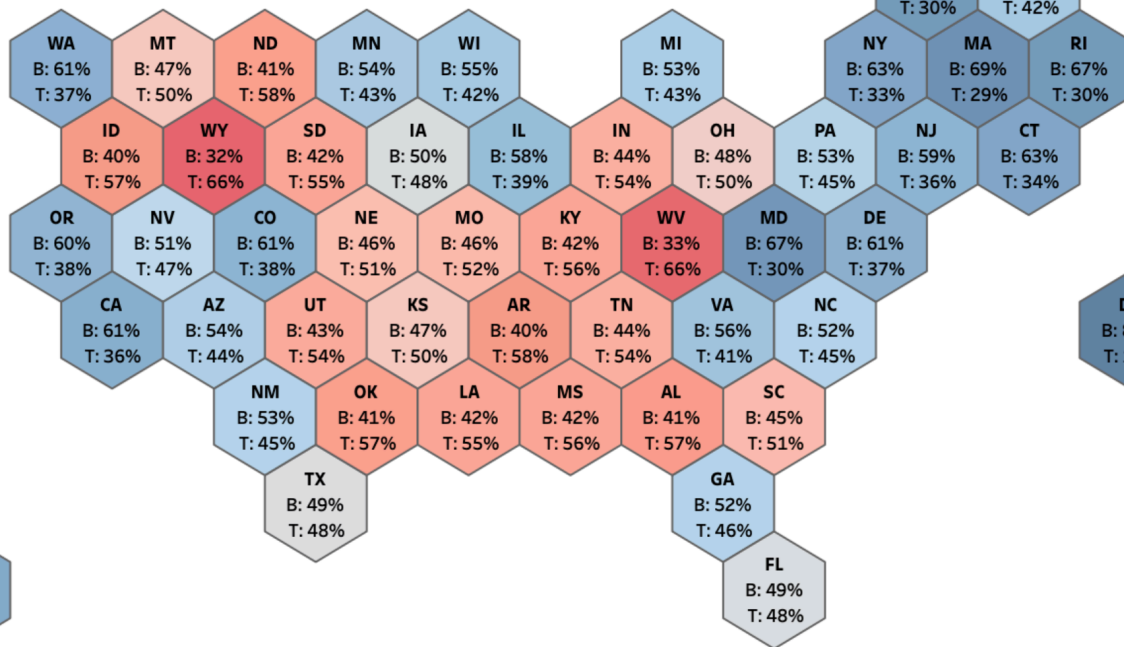
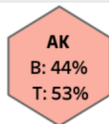
N=232,748

Updated daily at 5pm ET



SurveyMonkey-Tableau 2020 U.S. Election Polling, in partnership with Axios. tableau.com/election





Select a State (◀) to filter breakdown (▲)

Click a blank area to return to National View

Polls from Sep-29-2020 to Oct-27-2020

Data among Registered Voters

N=240,888

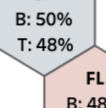
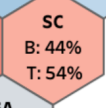
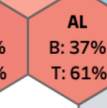
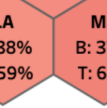
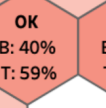
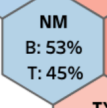
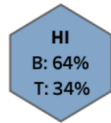
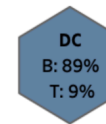
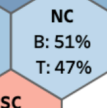
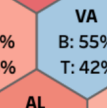
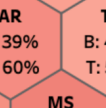
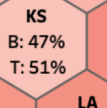
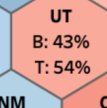
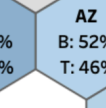
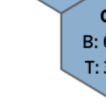
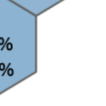
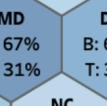
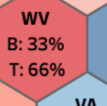
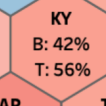
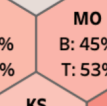
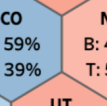
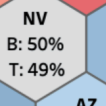
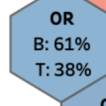
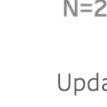
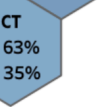
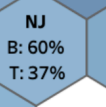
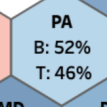
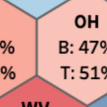
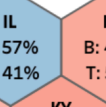
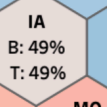
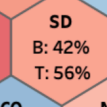
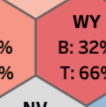
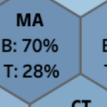
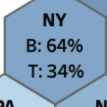
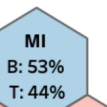
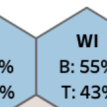
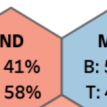
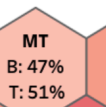

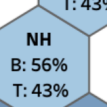
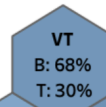
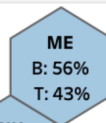
Updated daily at 5pm ET

For more on SurveyMonkey's enterprise solutions, click here



SurveyMonkey-Tableau 2020 U.S. Election Polling, in partnership with Axios. tableau.com/election





Select a State (◀) to filter breakdown (▲)

Click a blank area to return to National View

Polls from Sep-29-2020 to Oct-27-2020

Data among Likely Voters

N=240,888

Updated daily at 5pm ET

For more on SurveyMonkey's enterprise solutions, [click here](#)



SurveyMonkey-Tableau 2020 U.S. Election Polling, in partnership with Axios. tableau.com/election

